

# THERMAL DYNAMICS

## CUTMASTER® TRUE™ SERIES 152






The **CUTMASTER 152** is the heavy weight of hand held cutting systems. This unit comes in a compact-light weight package, but don't let that fool you. It offers enough cutting power to cut 2" (50 mm) material.

This compact unit, like all other CUTMASTERS, comes standard with the 1Torch®. Providing you with the well known comfort and reliability famous throughout the industry.

### Applications include:

- Heavy Fabrication
- Manufacturing



Graph Key ■ Competitor A ■ Competitor B ■ Competitor C ■ TD



CUTMASTER  
TRUE SERIES

# 152

RECOMMENDED CUT

## 1 1/4"

MAXIMUM CUT

## 2"

---

60%

# MORE PUNCH

WHEN YOU NEED IT.

Max Amperage Output - (Amps)	120
Output Power - (Kw)	15.4
Recommended Cut - Inches (mm)	1 1/4" (30)
Max Cut - Inches (mm)	2" (50)
Pierce Rating - Inches (mm)	1" (25)
Input Voltage - (Volts, Phase, Hz)	<ul style="list-style-type: none"> <li>• 208/230V - 460V</li> <li>• 1/3 Phase 50/60Hz</li> <li>• 400V 3 Phase 50Hz</li> <li>• 600V 3 Phase 50/60Hz</li> </ul>
Duty Cycle (@40°C)	80% @ 120A 100% @ 110A
Amperage Draw	120 (230V, 1 Phase) 56 (230V, 3 Phase) 37 (460V, 3 Phase)
Dimensions (H x W x L) Inches (mm)	15 x 12 x 30 (381 x 305 x 762)
Weight - lbs (kg)	62 (28.1)
Torch Model	SL100® Hand, Automated, & Mechanized
Air Pressure - psi (bar)	70 (4.8)
Flow - Cfm (l/m)	7.5 (212)
Warranty (Unit/Torch) Parts and Labor	4/1